



Omaha Camera Club  
Member Handbook

02/22/24

## **Table of Contents**

[Welcome](#)

[Mission Statement](#)

[Meetings](#)

[Mentor Program](#)

[Facebook Page](#)

[Show & Tell Guidelines & Tips](#)

[Competition](#)

[Omaha Camera Club Competition Rules](#)

[Digital Competition Image Submission Guideline](#)

[Resizing Photos](#)

[How to enter photos for competition through PollUnit](#)

[Digital Judging](#)

[Guidelines for Print Competition](#)

[Description of Contest Categories](#)

[N4C Competition](#)

[PSA \(Photographic Society of America\)](#)

[OCC Print Competition Data Entry Sheet](#)

[OCC Print Competition Labels](#)

## *Welcome*

# Welcome

The Omaha Camera Club (OCC) was founded in 1925 and is an informal association of individuals who enjoy taking and making photographic images. The Club, through mutual fellowship and formal and informal educational experiences, strives to encourage both excellence in and a greater appreciation and enjoyment of this activity we call photography.

The Club provides an informal, friendly, and supportive environment for photographers at all levels of experience and with interests in all types of photographic imagery. The Club offers a means for members to develop and improve their photographic skills, to share ideas and knowledge, and to promote an interest in photography throughout the community through exhibitions and public events.

## *Our Mission Statement*

The mission of the Omaha Camera Club is to explore the connection between the eye, the camera, and the spirit by fostering the growth of artistic vision and technical knowledge.

*The following is the more detailed information:*

## *Meetings*

Our club meets on the first and third Tuesdays from 6:30 pm to 8:30 pm January through May and September through November. In December we meet only on the 1<sup>st</sup> Tuesday. We meet the third Tuesdays only in June, July, and August. We meet at Nebraska Methodist College of Nursing and Allied Health located at 720 N. 87<sup>th</sup> St, Omaha NE. Many members show up beginning at 6:00 pm to socialize prior to our meeting. We also provide a Zoom link to meetings for those unable to attend in person.

Our current meeting format:

- The First Tuesday of the Month: We hold a short business meeting with announcements, any updates by club chairs, and discussion and review of old and new business, if any. Following this we may have an informational or educational program followed by “Show & Tell” (see below).
- The Third Tuesday of the Month: Announcements are made along with any new information from our chairs. Following this we conduct our club’s Competition

Reveal where we share the submissions and recognize the winners of each category.

## **Mentor Program**

The OCC offers a program for club members who may be having specific or general questions about any aspect of photography.

The member wanting guidance would contact the club Mentor Chair. The Chair would then connect a club mentor, with expertise in the area of help needed, to guide the photographer. Once the mentor and the club member are assigned to each other it is their responsibility to connect and have one-on-one sessions however they see fit.

When the two have satisfactorily accomplished their task, they will inform the Chairperson so he/she can track who is available to help others.

## **Facebook Page**

Our club has a [Facebook](#) page; The site is used by our members to share photographs, provide information about photo opportunities and solicit information from fellow members. We will also post reminders of upcoming events or deadlines for competition.

## **Show & Tell Guidelines & Tips for Optimal & Efficient Showing**

### **Q. What is Show & Tell?**

**A.** “Show and Tell” is an opportunity to share some of your personal photographs with fellow members. They may be from a recent trip you took, an event you attended, a special project you are working on or just some family pictures of a celebration.

Photos can be shown by the member with or without the request for feedback/critique. It is an opportunity for members to invite feedback and discussion of their photos towards a goal of improvement.

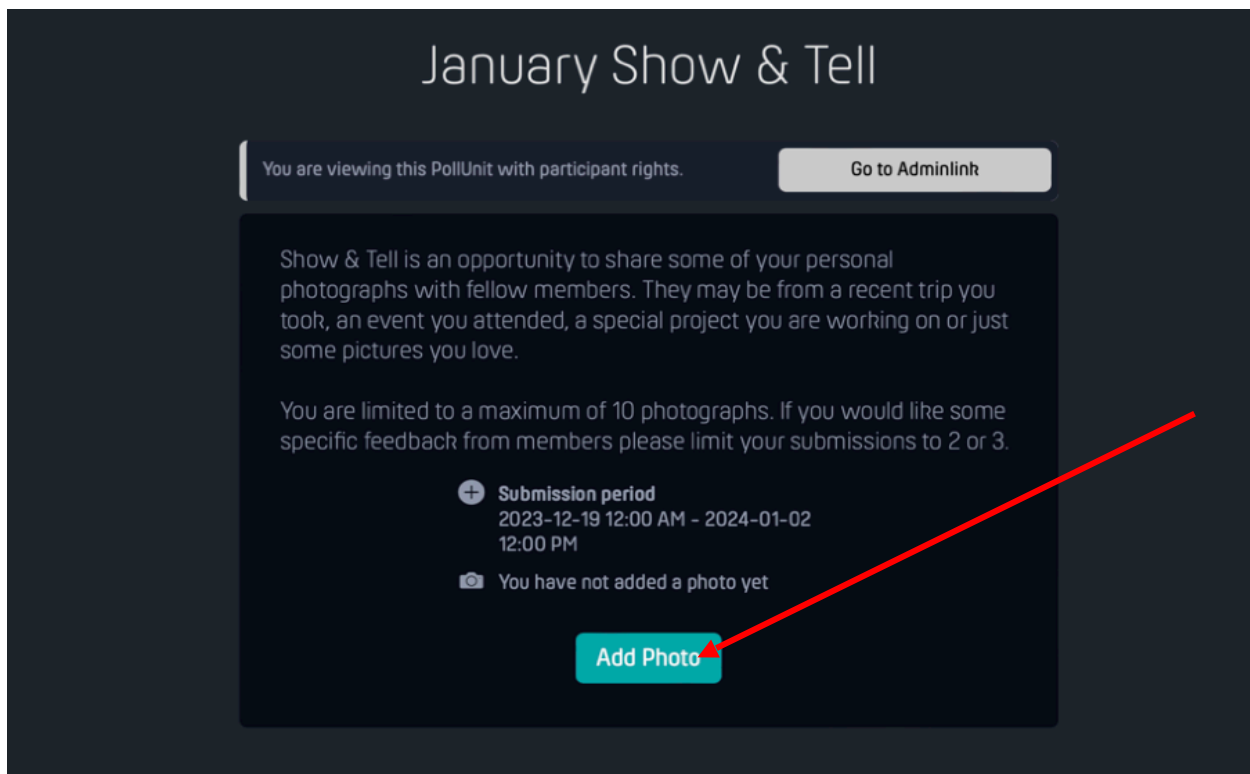
### **Q. How many photos should I submit?**

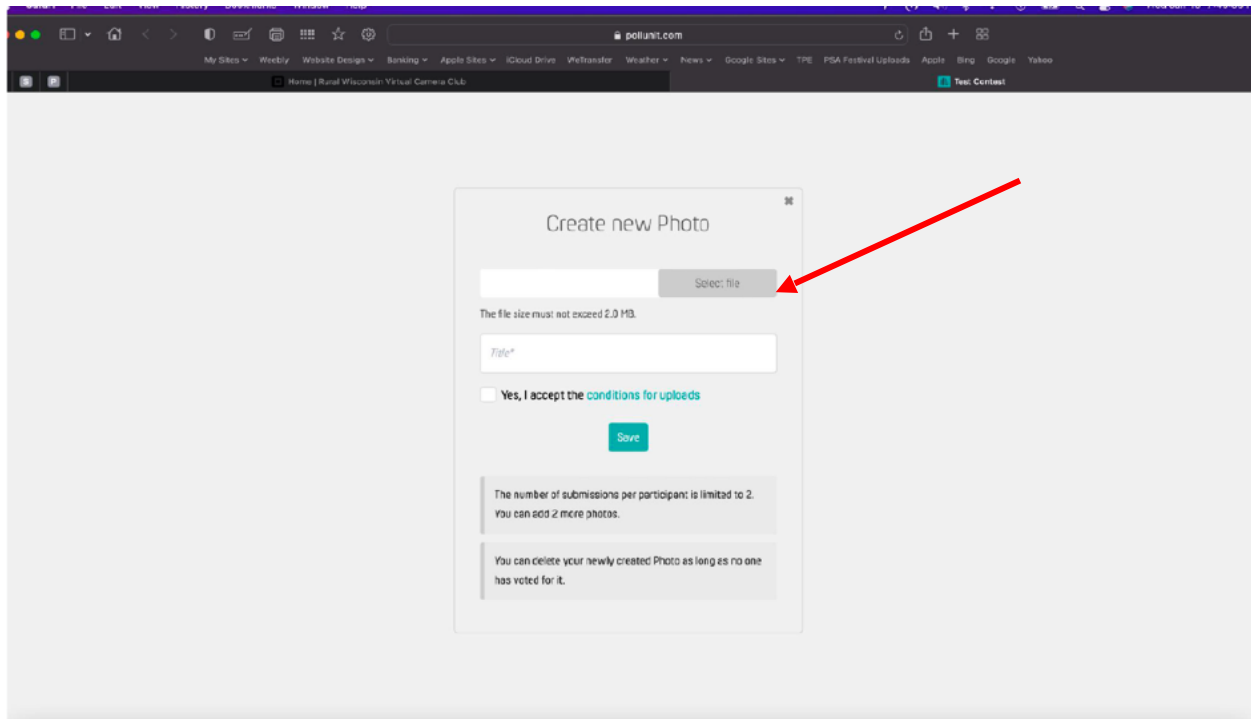
**A.** Up to 10 if you are simply sharing, but only 2 or 3 if you would like specific feedback regarding them. Remember that we do have some time constraints and other members will want to share their photos during our meeting.

### **Q. How should I submit photos?**

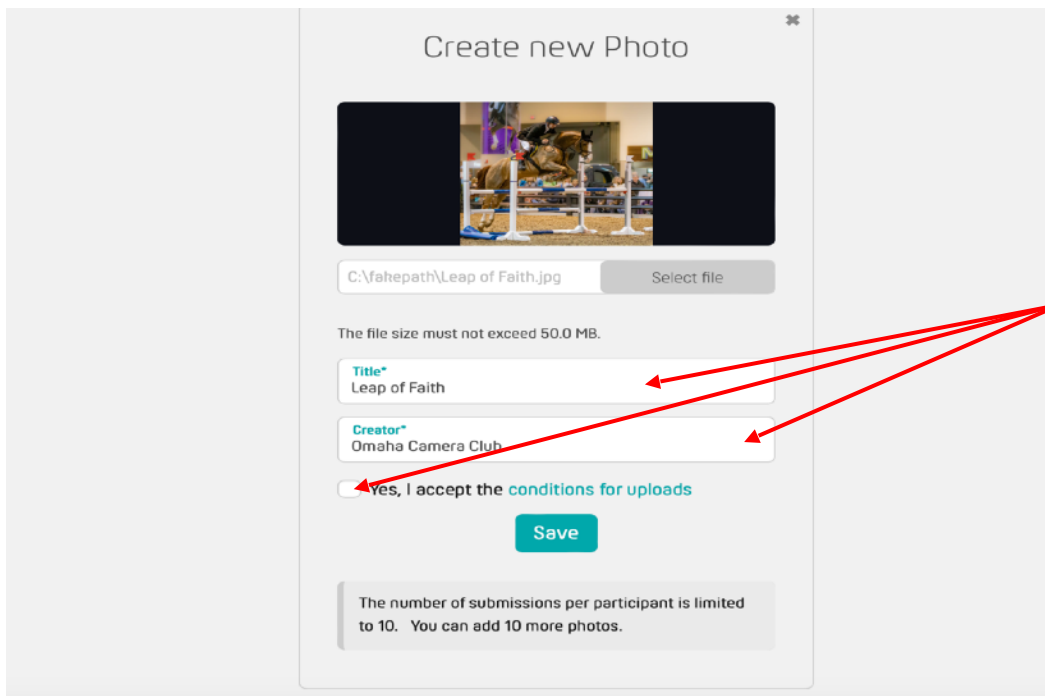
A. A link is sent out each month to the membership to allow members to submit photos to the club's PollUnit Account.

- Click on the Link to open up the PollUnit software.
  - The link will give you the time period you are allowed to upload your images.
  - You will need to load photos one at a time as described below.
    - Photos can be up to 50mp.
  - Click "Add Photo" to begin uploading images.





- Click "Select File" and locate the photo you wish to add.
- Once you have your file, click "Open or Upload."



- Give the Image a Title. If you have photos you want to show in a certain sequence start with a "-1, -2,etc" after the title.
  - Insert your name in "Creator."
  - Accept the Conditions and click Save.
- 
- To add another photo, repeat the above steps and increase the number following your Title.
  - Review all the images to make sure they are correct.
  - When finished, simply close your browser.

**Q. What file type should I use?**

A. JPG is highly preferred. If you're concerned about data loss, try PNG.

**Q. Does file size matter?**

A. They can be up to 50mp.

**Q. I just take pictures and all this geek stuff confuses me. What should I do?**

A. If you are confused you can reach out through our Facebook page or send an email to the President at [occboard@gmail.com](mailto:occboard@gmail.com)

Please don't confuse these guidelines with the N4C or Club competition rules!

## **Competition**

Our members challenge themselves by submitting photographs to compete against other members on both a local and regional basis. Our local club competition events are held in the months noted in the Google Calendar found on the club website:

<https://www.omahacameraclub.net/>. Additionally, our club is a member of the North Central Camera Club Council (N4C), an association of 37 clubs in an 11-state area. N4C holds competition events most months and a full description is provided under N4C Competition.

### **Omaha Camera Club Competition**

#### **Rules**



Our club holds digital contests in the months noted in the Google Calendar found on the club website: <https://www.omahacameraclub.net/>. We hold a print contest in the month of April.

Club photo categories are:

- Altered Reality
- Black & White
- Homework (subject will be assigned each month)
- Journalism
- Nature
- Pictorial
- Travel

### **Digital Competition: Image Submission Guidelines:**

A short three (3) minute YouTube Video on Digital Submission can be found here:

[PollUnit Submission](#)



Instructions for submitting photos to PollUnit are also provided to members for each competition. Before you enter, please read the Description of Contest Categories to confirm eligibility. Except for Homework, our categories mirror the N4C categories. You can look at past entries at our OCC SmugMug site (<https://occ.smugmug.com>) and winners of N4C at ([http://n4c.us/Winner\\_Galleries.htm](http://n4c.us/Winner_Galleries.htm)).

- **All digital entries are submitted through the PollUnit website.** *Links to submit photos will be sent after the first of the month preceding the month of competition.*
- Photos that have been awarded 1<sup>st</sup>, 2<sup>nd</sup> or 3<sup>rd</sup> place in prior digital or print club competitions are ineligible.
- File sizing, maximum 1920 pixels/side, and <= 750 KB overall file size
- sRGB color space
- Entry submission dates can be found on the PollUnit photo entry page.
- Number of Entries: 2 per category with a maximum of 7 overall for each month's competition.
- Reveal Night: 2nd meeting of the month (3rd Tuesday).
- All entries must be the work of the entering photographer.
- If you have questions, contact Steve Walling at [sw.occ.oma@gmail.com](mailto:sw.occ.oma@gmail.com)

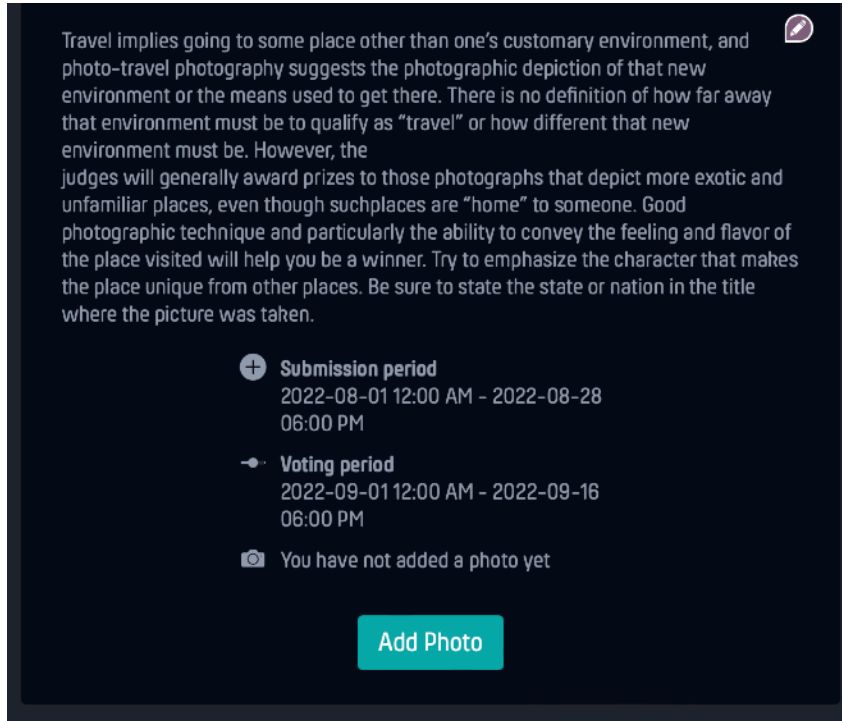
### **Resizing Photos:**

If you have questions on how to resize your photo in order to submit for competition, you might refer to one of the following videos:

- [Exporting from Lightroom CC](#)
- [Lightroom Export Presets](#)
- [Exporting from Photoshop](#)

## *How to enter photos for competition through PollUnit*

You will receive an email with clickable links to each category for the competition. This is an example of the first page you will see if selecting a link for the Travel category

A screenshot of a dark-themed web page for the 'Travel' category. At the top right is a small purple icon of a pencil. The main text explains the category: 'Travel implies going to some place other than one's customary environment, and photo-travel photography suggests the photographic depiction of that new environment or the means used to get there. There is no definition of how far away that environment must be to qualify as "travel" or how different that new environment must be. However, the judges will generally award prizes to those photographs that depict more exotic and unfamiliar places, even though such places are "home" to someone. Good photographic technique and particularly the ability to convey the feeling and flavor of the place visited will help you be a winner. Try to emphasize the character that makes the place unique from other places. Be sure to state the state or nation in the title where the picture was taken.' Below the text are three items: a plus sign icon followed by 'Submission period' and the dates '2022-08-01 12:00 AM - 2022-08-28 06:00 PM'; a right-pointing arrow icon followed by 'Voting period' and the dates '2022-09-01 12:00 AM - 2022-09-16 06:00 PM'; and a camera icon followed by the text 'You have not added a photo yet'. At the bottom center is a teal button with the text 'Add Photo'.

First is an explanation of the category you are entering, the submission period you will have for entering your pictures, plus the dates set for judging. When you are ready to add your photo, click "Add Photo". It will take you to the next window illustrated below.

Click “Select File” then navigate to your desired photo and select. Make sure your photo is no larger than 750 KB and that you are using the sRGB color space.

**The title of the file is next.** It will be pre-filled with the file name you used for your photo. Change that, if necessary, to first the abbreviation for the category (i.e., DA, DJ, etc.) followed by a comma and then the name of your photo. For example: “DP,Beautiful Sunset”  
If you have named the file using the N4C protocol, simply remove your N4C member number.



“DP,Beautiful Sunset”

**The next box is for you to fill in your name.**

Click the submit button and you are taken back to enter another photo (maximum two (2) per category).

There are no options for exiting the program so simply delete the tab you are on in your browser. You can then click on another category link to submit photos for that category.

## Digital Judging

### *How Digital Judging is Conducted:*



- Judges will be assigned at the discretion of the Chairperson. There will normally be three judges for the digital contests.
- Judges are sent an email with judging instructions, score sheets and links to the images so they may review the selections in their homes.



- Each judge will score an image based upon Technique, Interest/Impact and Composition (TIC).
  - Technique:** Focus, lighting, color rendition, exposure, print quality.
  - Interest:** Originality, imagination, interpretation, subject, impact, mood, humor, etc.
  - Composition:** Arrangement of all elements within the picture area so the subject matter is presented as a harmonious, well- balanced photograph.
- Each judge will have a total of ten points in each TIC category to give each image.
- Example of Scoring:

Title of Image	T	I	C	Total Score	Divide by 3
<b>DP Cat's Meow</b>	7.3	5	9.2	21.5	7.2
<b>DP Fall Day</b>	3	4	6	13	4.3
<b>DP Sleeping Boy</b>	8.3	8	5.3	21.6	7.2
<b>DP Storm Clouds</b>	10	10	10	30	10.0

- Judges give three scores (maximum of 10 points each, whole number, or fraction to one decimal point), then totaled and divided by three (3). Winners are sometimes decided by as many as 3 decimal points.
- Judges will not score their own photo, inserting a 0 for each category for their image and dividing the total by two (2).
- For photos that fails to follow the category guidelines, they shall be assigned a score of one (1) for each T, I & C.

- Finals scores are submitted to the Competition Chair for final tabulation.
- Competition Chair will add the scores and divide by the number of judges for a final score to award 1<sup>st</sup>, 2<sup>nd</sup> or 3<sup>rd</sup> place.
- Guidelines: For the one score (1–10 points) methods, the following scoring guideline would be used:
  - 0 Judge enters if his/her photo is in the contest.
  - 1 Ineligible Image
  - 2, 3 or 4 image weaker than most entries.
  - 5 or 6 marginally acceptable image.
  - 7 good acceptable images.
  - 8 very good image, close contender for an award.
  - 9 -10 worthy of consideration of a 1<sup>st</sup>, 2<sup>nd</sup> or 3<sup>rd</sup> place award.
  - Judges should make constructive comments on each image. They will be asked to share their thoughts on every third image on Reveal Night to help the photographer further develop a discerning eye in their own photography practice.

(Note: Ideally at least one-third of the entries will be scored 7 to 10. To reduce the need for a tie-breaking, scores should be spread across the full range, preferably with less than one-third scored below 5).

- If there are ties for any of the awards, the Judge Chair will ask each of the judges to rank the images that tied. If one of the images happens to belong to a judge, the Judge Chair would then score that photo.
- The contest results are shown during the second meeting of the month.
- You can view all the images and results at our SmugMug site - [https://  
occ.smugmug.com/](https://occ.smugmug.com/)

## **Guidelines for Print Competition**

### **Print Competition Categories**

A = Altered Reality

B = Black & White

H = Homework (One assigned subject each month of competition)

J = Journalism

P = Pictorial

N = Nature

T = Travel

### **Print Submission Rules:**

- The Print Competition will generally be held in April of each year and will be outside judged.
- Digital or Print photographs that have previously received 1<sup>st</sup>, 2<sup>nd</sup> or 3<sup>rd</sup> place awards in Omaha Camera Club contests are not eligible for submission.
- Maximum of seven entries per member with no more than two entries in any one category.
- Maximum of 16" x 20" outside boarder.
- Photos must be mounted on foam board or similar medium. Mats are optional. No frames, metal, acrylics, etc.
- There must be a minimum of four entries in a category.
- Prints in a category with less than four entries will be recategorized per photographer and at the discretion of the Print Competition Chair.
- If you have questions, contact the Print Competition Chair.

### **Prior to the 1st Tuesday in April:**

- Complete an OCC Print Label and place it on the back upper left corner of your print.
  - This will ensure that it will be presented properly for judging and display.
  - A copy may also be obtained from our website [OmahaCameraClub.net](http://OmahaCameraClub.net) >Club Resources> "OCC Print Competition Print Label".
- Complete a "Print Entry Sheet" which lists all the prints you are submitting.
  - A "Print Entry Sheet" is in this handbook or can be obtained from our website: [OmahaCameraClub.net](http://OmahaCameraClub.net) Resources> "OCC Print Entry Sheet"
- Bring your Data Entry Sheet to our club's first Tuesday meeting or email it ahead of the meeting to the Print Competition Chair.

### **First Tuesday in April:**

- Contest entrants will bring their prints to the club meeting.
- All prints should be in a removable protective bag or covering and placed in the appropriate place/table.
- The Print Committee will review all images to confirm the image satisfies the requirements for its category.

- If an image does not satisfy the category requirements, it may be re-categorized per photographer and at the discretion of the Print Committee Chair.
- Following the meeting, the prints will be delivered to the outside judge for judging prior to the 3<sup>rd</sup> Tuesday club meeting.

After the First Tuesday and before the Third Tuesday:

- The outside judge will provide the scoring results to the Print Chair either in person or via email.
- The Print Chair will compile a summary sheet to be used during the reveal night.

Third Tuesday in April (Reveal Night):

- On Print Competition Reveal night, all Prints will be laid out for member viewing.
- The Print Competition Judge will make comments on all Prints and will award 1st., 2nd., and 3rd., Place Awards as tabulated. It will be the Print Judge's discretion as to Honorable Mention Awards and Best of Show awards.
- At the end of the Reveal, all photos need to be picked up by the photographer or arranged to be picked up by another member.

## **How Print Judging Is Conducted**

- An outside judge will score between 1 and 10 points for each image based upon Technique, Interest/Impact and Composition (TIC). Fractions of numbers are allowed for scoring. If the Judge determines that an entry does not satisfy the category, the Judge will score DQ.
  - **Technique:** Focus, lighting, color rendition, exposure, print quality.
  - **Interest:** Originality, imagination, interpretation, subject, impact, mood, humor, etc.
  - **Composition:** Arrangement of all elements within the picture area so the subject matter is presented as a harmonious, well- balanced photograph.

## **Description of Contest Categories**

The following subject category definitions are presented as a guide to persons entering the monthly contests so that all entries may be judged fairly and equally. To some extent, their interpretation is subjective, and all judges have some personal biases. It is our intent to minimize these differences. These definitions are as clear and precise as we are able to state them, though it is not possible to cover all eventualities and answer all questions. Generally, those entries that conform most closely to the subject definitions have the greatest chance of success in the contests.

### **What is Altered Reality Photography (DA)?**

Altered Reality photography is an opportunity for those who dare to explore the experimental and creative forms of photographic expression. These will include, but not be limited to derived images, ultra-high contrast, black light, bas-relief, solarization, multi-images, trick lenses and filters, and other ways to alter the image to produce a new abstract effect. Just about anything goes. The important thing is the result, not the means to create it. This area of photography bridges between photographic realism and creative art. It is very difficult to judge and there are literally no rules to follow. Generally, concentration on form and color rather than detail in the image will help you succeed.

### **What is Black and White Photography (DB)?**

The Black & White category is similar in character to Pictorial, except that the Black & White category is for monochrome images. Images are limited to monochromatic hues or shades of gray, although filters may be applied to give a hue or tint. Different photographic processes and toners give a different hue to a black & white photograph, for example, selenium, sepia, and split toning (duo-toning). No fraction of the image shall be given a special color treatment.



Black & White prints and digital images may be created from: black & white film, digital black & white captures, or digital color images converted to black & white.

**What is Homework (DH)?**

The Homework category refers to the monthly subjects determined by the OCC members during a business meeting each November. One subject is listed for each month of competition. Subjects are selected for 12 months at a time and allow members a minimum of 12 months to capture. For instance: whatever the current month and year you are submitting a homework photo for, you can use a photo that was taken anytime from the preceding year up to the present day. If you were submitting a photo today it could have been taken as early as January 1 of the preceding year.

<b>Homework</b>		
<b>Month</b>	<b>2024</b>	<b>2025</b>
	Pictures taken after 1/1/23	Pictures taken after 1/1/24
January	Sunrise/Sunset	Water
February	Vintage	Reflections
March	Transportation	Bridges
April	Macro (Print)	Fog/Mist (Print)
May	Leading Lines	Buildings
June		
July		
August		
September	Flowers/Plants	Textures
October	Facial Expressions	Mood
November	Churches	Minimalism
December		

**What is Journalism Photography (DJ)?**

Journalism Photography or Photojournalism means simply the telling of a story by the use of a picture, or a sequence of related separate pictures arranged for presentation as a single entry. The type of photograph that one sees in the newspaper or magazines that depicts some event or activity is what is meant. The caption is important, but the best journalistic photographs tell their own stories and don't always need a caption. A good picture is, after all, worth more than a

thousand words. An element of human interest is important and virtually essential for pictures to succeed in competition. Interest is paramount, but good composition and technique will often make the difference that decides the winners.

## What is Nature Photography (DN)?

- Nature photography is simply the recording of our natural world by some photographic means. Included are all branches of nature except Archeology and Anthropology.
- No photograph is worth the distress or injury to any wild creature.
- Nature photographs may be either black & white or color.
- The hand of man shall not be present in any nature entry except where wild animals have adapted to the built environment (e.g., fence posts and other man-made objects freely adapted for use by wild creatures).
- Banding or tagging on nature subjects is acceptable. Photographs at bird feeders are not acceptable if any part of a man-made feeder is shown in the photograph.
- Photographs taken in zoos, animal farms or game farms are acceptable as long as the setting remains natural, and the hand of man is not visible.
- Domestic animals and pets are not acceptable and should be entered in other categories.
- Adjustments must look natural. The use of HDR, exposure blending, focus stacking, stitching, and related techniques that combine more than one image is acceptable, provided the resulting image is natural in appearance.



### Special note for Nature Images and Journalism Images

The only digital editing that can be allowed must fit with the N4C definition for acceptable Journalism or Nature images. In the interest of credibility, photographs which misrepresent the truth, such as manipulation to alter the subject matter, or situations which are set up for the purpose of photography, are unacceptable. No elements may be moved, cloned, added, deleted, rearranged, combined or changed in any way that affects the integrity of the image content. No manipulation or modification is permitted except resizing, cropping, selective lightening or darkening, and restoration of original color of the scene. No special effect filters can be added or applied, and any sharpening must appear natural.

## What is Pictorial Photography (DP)?

In Pictorial photography we are concerned with the artistic quality of the presentation of the subject rather than with the subject itself. Literally, all subjects qualify, but since “Interest” accounts for one-third of the score, subjects that catch the viewer’s eye will have an advantage. The judges will be seeking answers to the question, “Did the photographer simply record the subject, or did he/she through the photographic process, enhance the viewer’s interest in the subject?” Pictorialism may be accomplished by meticulous photographic technique, proper presentation, careful composition, or most likely all of these factors.

Photos submitted in the pictorial category should be in color. Black & white photos that are pictorial in quality should be submitted in the Black & White category.

## What is Travel Photography (DT)?

Travel implies going to some place other than one's customary environment, and photo-travel photography suggests the photographic depiction of that new environment, or the means used to get there. There is no definition of how far away that environment must be to qualify as "travel" or how different that new environment must be. However, the judges will generally award prizes to those photographs that depict more exotic and unfamiliar places, even though such places are "home" to someone. Good photographic technique and particularly the ability to convey the feeling and flavor of the place visited will help you be a winner. Try to emphasize the character that makes the place unique from other places. Be sure to state the state or nation in the title where the picture was taken.



## **N4C Competition**

N4C was established in 1955 and the Omaha Camera Club was a founding member. Our club hosted the first convention which was held at the Joslyn Museum. N4C competition is competition among 37 clubs in a 11-state area. While their rules for submission are close to our club's, you should refer to the council's specific guidelines at [http://n4c.us/N4C\\_Contest\\_Rules\\_2020-2021.pdf](http://n4c.us/N4C_Contest_Rules_2020-2021.pdf) The major difference between N4C competition and our club's is that we have an additional "Homework" category.



Normally each member may submit one entry per category with a maximum of six entries per member and a club quota of eight maximum within a category. When our club is asked to judge a category for N4C (e.g., Nature), then we are not allowed to submit entries for that category that month. This is made up in the following month when our club is allowed to double our Nature entries. When we have more entries in a category than are allowed, we will have a runoff among the category entrants to determine which ones will be submitted to N4C.

All entries for N4C should be submitted to Nikki McDonald at [<omahan4c@cox.net>](mailto:omahan4c@cox.net) and are due by the last day of the month.

While N4C hosts both digital and print competition, our club currently only participates in the digital competition.

## **PSA (Photographic Society of America)**

Our club is an affiliate of Photographic Society of America of which the Omaha Camera Club was a charter member. The Photographic Society of America (PSA), founded in 1934, is a world-wide organization providing abundant resources for photographers, from the novice to the professional. PSA offers on-line learning, webinars, study groups, competitions, mentors and consultants. Membership is in over 80 countries, 5,000 members, 460 Camera Clubs and 12 Chapters across the United States.



You need to join PSA as an individual in order to access their member services. Please go to <https://psa-photo.org/> for more information.

**OCC Print Competition**  
**Data Entry Sheet (Please Print)**

First Name \_\_\_\_\_ Last Name \_\_\_\_\_ Member Number \_\_\_\_\_

- Maximum seven (7) prints may be entered.
- No more than two (2) prints per category.
- Since it may be necessary to limit the total number of entries, please prioritize your print entries:

Category

Print Title

_____	_____
_____	_____
_____	_____
_____	_____
_____	_____
_____	_____
_____	_____

- A      Altered Reality
- B      Black & White
- H      Homework (formerly assigned)
- J      Journalism

N	Nature
P	Pictorial
T	Travel (location required)

**Omaha Camera Club**  
**Print Competition Labels**



OCC Print Label

Title:

Photographer's Member Number:

Category:

Altered Reality

Black & White

Homework

Journalism

Nature

Pictorial

Travel

OCC Print Label

Title:

Photographer's Member Number:

Category:

Altered Reality

Black & White

Homework

Journalism

Nature

Pictorial

Travel

OCC Print Label

Title:

Photographer's Member Number:

Category:

Altered Reality

Black & White

Homework

Journalism

Nature

Pictorial

OCC Print Label

Title:

Photographer's Member Number:

Category:

Altered Reality

Black & White

Homework

Journalism

Nature

Pictorial

| \_\_\_\_Travel |

| \_\_\_\_Travel |